

## Silicon PNP Power Transistors

## 2SA1667 2SA1668

## DESCRIPTION


- With TO-220F package
- Complement to type 2SC4381/4382

## APPLICATIONS

- For TV vertical output ,audio output driver and general purpose applications

## PINNING

PIN	DESCRIPTION
1	Base
2	Collector
3	Emitter



## Absolute maximum ratings (Ta=25 )

SYMBOL	PARAMETER	CONDITIONS	VALUE	UNIT
V <sub>CBO</sub>	Collector-base voltage	2SA1667	-150	V
		2SA1668	-200	
V <sub>CEO</sub>	Collector-emitter voltage	2SA1667	-150	V
		2SA1668	-200	
V <sub>EBO</sub>	Emitter-base voltage	Open collector	-6	V
I <sub>C</sub>	Collector current		-2	A
I <sub>B</sub>	Base current		-1	A
P <sub>C</sub>	Collector dissipation	T <sub>C</sub> =25	25	W
T <sub>j</sub>	Junction temperature		150	
T <sub>stg</sub>	Storage temperature		-55~150	

## Silicon PNP Power Transistors

## 2SA1667 2SA1668

## CHARACTERISTICS

T<sub>j</sub>=25 unless otherwise specified

SYMBOL	PARAMETER	CONDITIONS	MIN	TYP.	MAX	UNIT	
V <sub>(BR)CEO</sub>	Collector-emitter breakdown voltage	2SA1667	I <sub>C</sub> =-25mA ; I <sub>B</sub> =0	-150		V	
		2SA1668		-200			
V <sub>CEsat</sub>	Collector-emitter saturation voltage	I <sub>C</sub> =-0.7A; I <sub>B</sub> =-70mA			-1.0	V	
I <sub>CBO</sub>	Collector cut-off current	2SA1667	V <sub>CB</sub> =-150V; I <sub>E</sub> =0			-10	μA
		2SA1668	V <sub>CB</sub> =-200V; I <sub>E</sub> =0			-10	μA
I <sub>EBO</sub>	Emitter cut-off current	V <sub>EB</sub> =-6V; I <sub>C</sub> =0			-10	μA	
h <sub>FE</sub>	DC current gain	I <sub>C</sub> =-0.7A ; V <sub>CE</sub> =-10V	60				
f <sub>T</sub>	Transition frequency	I <sub>C</sub> =-0.2A ; V <sub>CE</sub> =-12V		20		MHz	
C <sub>OB</sub>	Output capacitance	I <sub>E</sub> =0 ; V <sub>CB</sub> =10V; f=1MHz		60		pF	

## Switching time

t <sub>on</sub>	Turn-on time	I <sub>C</sub> =-1A ; I <sub>B1</sub> =-I <sub>B2</sub> =-0.1A V <sub>CC</sub> =-20V , R <sub>L</sub> =20		0.40		μs
t <sub>s</sub>	Storage time			1.50		μs
t <sub>f</sub>	Fall time			0.50		μs

Silicon PNP Power Transistors

2SA1667 2SA1668

PACKAGE OUTLINE

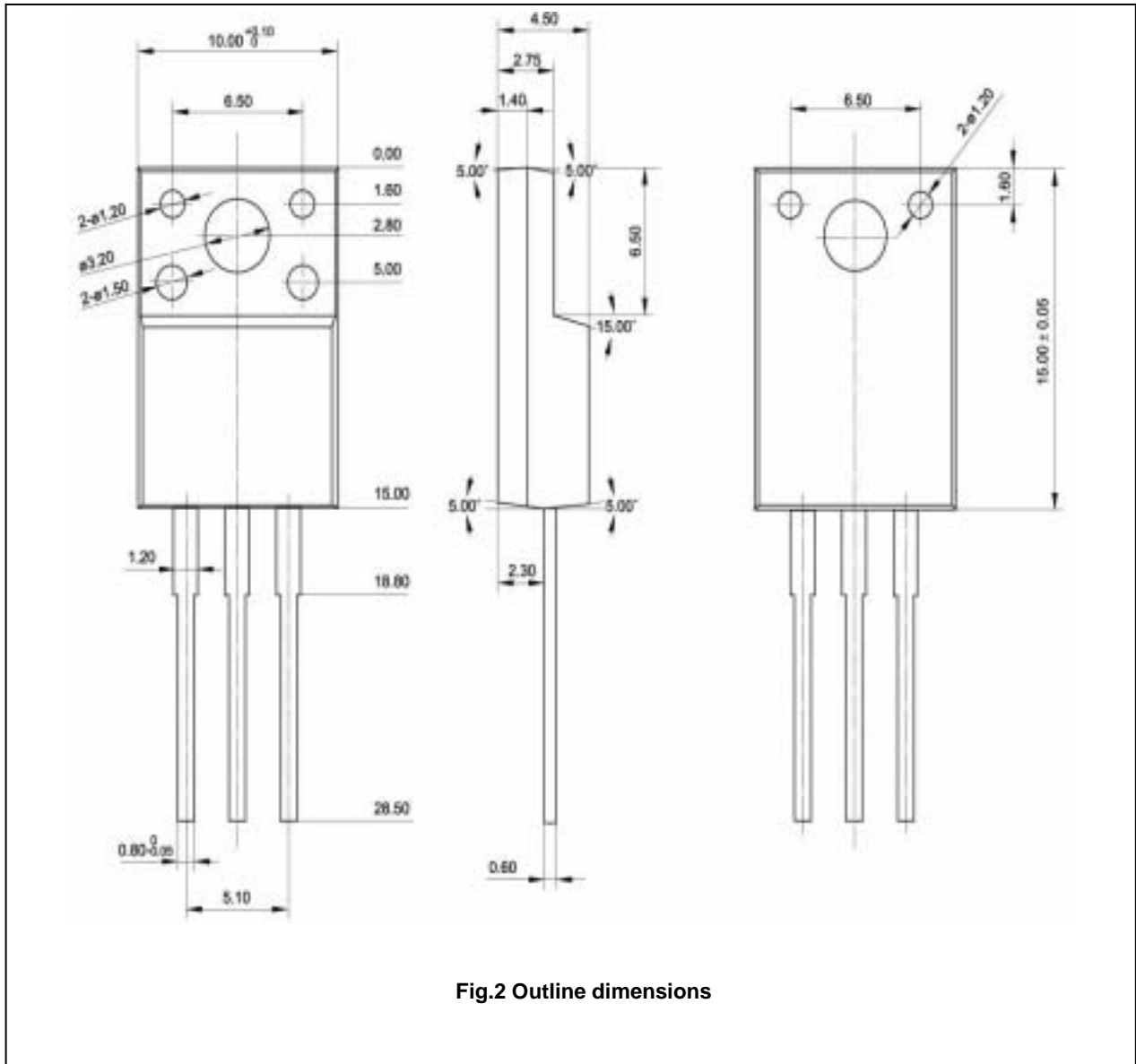


Fig.2 Outline dimensions

Silicon PNP Power Transistors

2SA1667 2SA1668

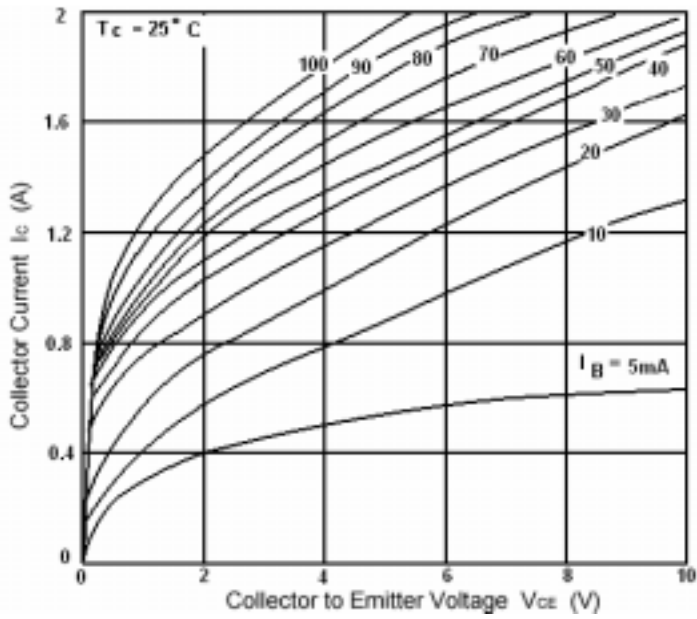


Fig.3 Static Characteristic

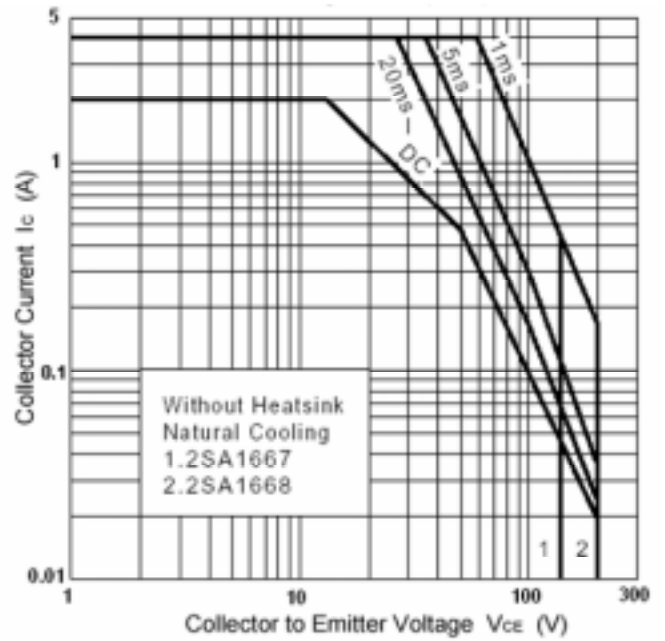


Fig.4 Safe Operating Area

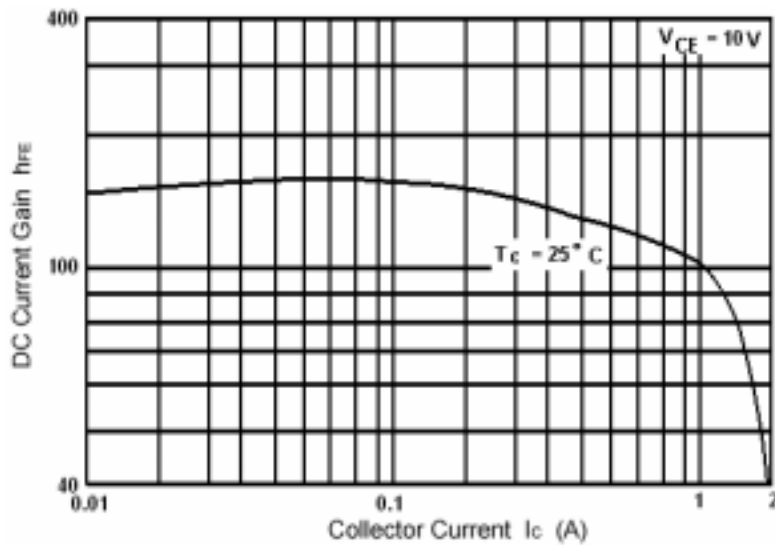


Fig.5 DC current Gain